



Let's Solve



LTI M-AInA:

M-AInA Model Monitoring Application

LTI M-AInA is a unified AI/ML model monitoring application to bring in a consolidated organizational view of all the models that are deployed. This application includes four major sections such as Model Drift, Explainable AI, Data Drift, Service Health and Business Insights.

The key users for this application include Model owners, AI engineers, Data Scientists, Risk officers. M-AInA helps them manage 100s of models across for your cloud data platforms

M-AInA: Unified AI/ML Model Monitoring Application

Drift Management | Ground Truth Evaluation | Model Explanations | Model Service Health | Business Insights

A New Way to Monitor AI/ML Models

The objective of this model monitoring app is to bring consolidated organizational view of all the models that are deployed.

Key features of M- AInA are:



Model Drift: Helps evaluate the model performance over a period of time and ground truth comparison of the models



Explainable AI: Insights covering the model explanations and importance of features for a particular model, bring in closer to responsible AI practice and easy to decipher insights for human



Data Drift: Provides a view of data comparison across multiple versions and features of the models contributing to drift



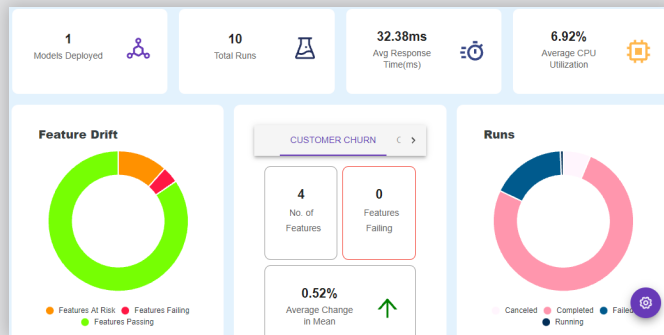
Service Health: Offers a detailed view across key performance metrics and also includes automated triggers and alerts (for ex. Model retraining)



Business Insights: Provides razor-sharp business view of the models in deployment and performance covering both the cost risk & Rol of the models

Tool Snippets

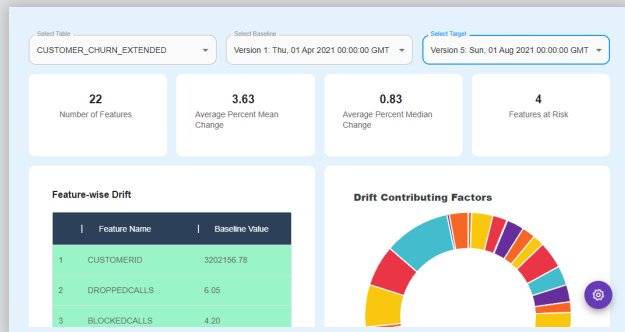
1) Holistic overview of the models which are being monitored



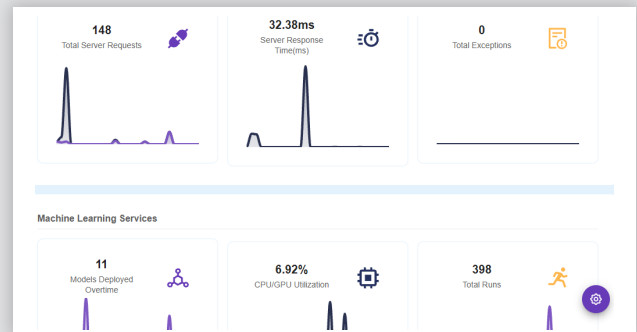
2) Model performance across time and Ground truth comparison



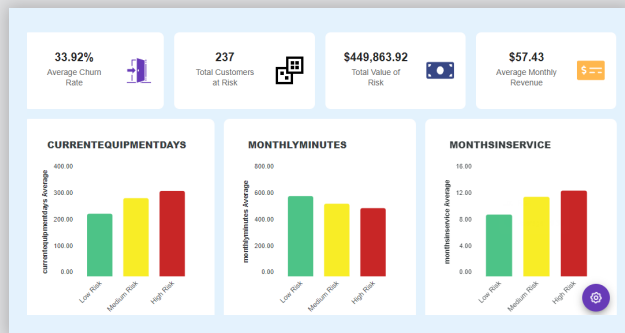
3) Data drift management leveraging the key metrics



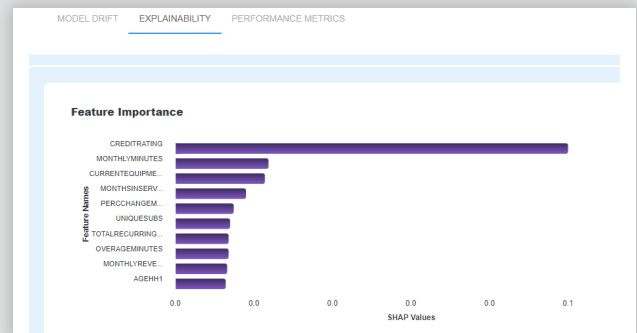
4) Service health overview of the models which are deployed



5) Business and model insights of the models which are deployed



6) Model Explanations and importance of features



LTI (NSE: LTI) is a global technology consulting and digital solutions Company helping more than 475 clients succeed in a converging world. With operations in 33 countries, we go the extra mile for our clients and accelerate their digital transformation journeys. Founded in 1997 as a subsidiary of Larsen & Toubro Limited, our unique heritage gives us unrivalled real-world expertise to solve the most complex challenges of enterprises across all industries. Each day, our team of more than 40,000 LTites enable our clients to improve the effectiveness of their business and technology operations and deliver value to their customers, employees and shareholders. Find more at <http://www.Lntinfotech.com> or follow us at @LTI_Global.